

Hamilton Manufacturing Corporation

1026 Hamilton Dr. Holland, OH 43528 • Phone: 419-867-4858/800-837-5561 • Fax: 419-867-4857 • www.hamiltonmfg.com

Gold Line® VN-1 Operational Manual

TABLE OF CONTENTS

I. INSTALLATION	4
MOUNTING	4
ELECTRICAL	4
II. MAINTENANCE	5
HOPPER	5
VALIDATOR	5
STACKER	5
CONTROLLER	5
III. PARTS	6
Cabinet Assembly Part List	6
Cabinet Assembly Part Diagram	7
Internal Parts List	8
Internal Parts Diagram	9
Adding an STA Validator	10
Adding an XE Validator	11
Adding a Coinco® Validator	12
Adding a Mars® Validator	13
Adding a Cashcode® Validator	14
APPENDIX A-1-H HARNESS	15

ABOUT THIS MANUAL

This manual will provide the operator with important information about installing and maintaining the Gold Line® VN-1 Changer. General information is provided for the hopper, stacker, and controller. However, if additional information is needed for these components, please refer to the appropriate manual. To obtain assistance from the manufacturer, please call (800) 837-5561 or (419) 867-4858.

When calling for assistance, it is important to have serial numbers readily available. Please take the time to record this information in the spaces provided.

VN-1 SERIAL # _____

HOPPER SERIAL # _____

VALIDATOR MODEL & SERIAL # _____

STACKER MODEL & SERIAL # _____

CONTROLLER MODEL & SERIAL # _____

KEY / LOCK # _____

Please complete the warranty card, which was included with your changer, and return it to the manufacturer.

I. INSTALLATION

MOUNTING

Cabinets are pre-drilled for wall mounting or mounting on an optional base. Bases are pre-drilled for securing to the floor. Do not use leveling screws when fastening to the floor. Changers mounted on bases should be securely fastened to both the floor and the wall. Fasteners to be used should be recommended by your engineer as to strength and suitability for floor and wall composition. Hamilton will not be responsible for injury due to improper installation.

For mounting in wall, cabinet size is 36-3/8" H x 9-15/16" W x 13-1/4" D.

ELECTRICAL

This currency changer is operated on 120VAC, 60Hz. This changer uses a 5 AMP circuit breaker. Unit may be hard-wired with conduit if desired.



NOTE: A GROUND FAULT INTERRUPTER IS REQUIRED. The recommended Ground Fault Interrupter should have the following specifications:

- 120VAC
- 15 AMP
- 6-10mA trip level
- Should not trip when power is removed from circuit.

Attached to the main harness is a 1-pin white Molex connected to a white wire. There should be a bright yellow tag attached to this wire with the following warning:

WARNING: For security reasons, this plug should remain disconnected until such time as you need to utilize the hopper's manual run switch.

There is no need to connect this plug for normal operation. If for some reason you wish to utilize the manual run switch, be sure to unplug the Molex afterward.

II. MAINTENANCE



CAUTION! Do not use oil, grease, or solvents on any part of this changer except as clearly specified in this manual, the hopper manual, the validator manual, or the stacker manual.

HOPPER

Any lubrication in the hopper can result in a faulty payout. To clean the hopper monthly, empty coins and vacuum. Use a soft brush to loosen dirt. Refer to the hopper manual for details on maintenance. (Hamilton HSH Hopper manual document #101-0010.)

VALIDATOR

Refer to the appropriate validator manual for lubrication, maintenance instructions and all other information. THE HAMILTON STA AND XE VALIDATORS SHOULD BE SERVICED ANNUALLY TO MAINTAIN MAXIMUM PERFORMANCE. THIS WORK SHOULD ONLY BE DONE BY A TRAINED TECHNICIAN. (Hamilton STA Validator manual document #101-0011 and Hamilton XE Validator manual document #101-0079.)

STACKER

Refer to the stacker manual for maintenance instructions. (Hamilton Single Stacker manual document #101-0008 and Hamilton Dual Stacker manual document #101-0006.)

CONTROLLER

The microprocessor based Hamilton C2000 Controller monitors the systems of the VN-1 Bill Changer. If a problem is detected, the controller will shut down and display the appropriate error code. Refer to the C2000 Operation Manual for error codes. (C2000 Operation Manual document #101-0009.)

The twelve DIP switches located near the computer-reset button determine the payback of coins on multi-hopper change units. There is no need to change the switch settings on a typical model VN-1 Changer, as they are set to the payout arranged at the time of order. However, if the need arises, the C2000 Operation Manual does offer alternative switch settings. If none of these settings are suitable to your needs, contact Hamilton Mfg. for assistance. YOU MUST HAVE THE CONTROLLER MODEL NUMBER READY WHEN CALLING.

Another option for this machine is the Audit Pro 2000 Controller which allows owners to program specific payouts and also to view audit information. The Audit Pro 2000 Hand-held was designed to be able to be carried to multiple machines or back and forth from the office. THE HAND-HELD IS TEMPERATURE SENSITIVE, DO NOT LEAVE IT IN THE MACHINE. For other information, refer to the Audit Pro 2000 Manual, document #101-0048.

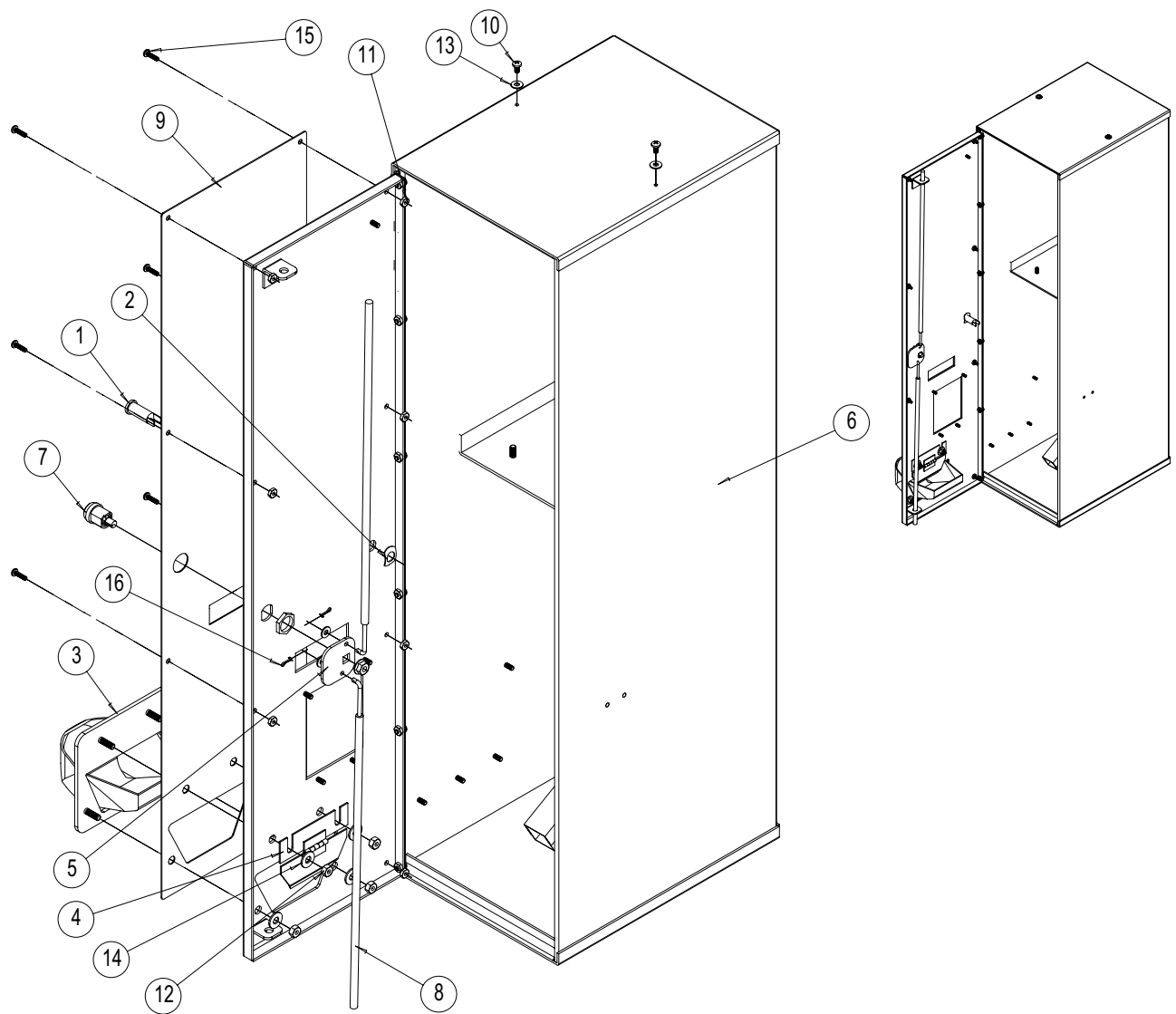
III. PARTS

Cabinet Assembly Part List

See page 7 for the corresponding diagram.

ITEM #	PART #	DESCRIPTION	QTY.
1	47-0080	LAMP, OUT OF SERVICE	1
2	47-0080A	TINNERMAN SPEED NUT	1
3	60-0048	COIN CUP	1
4	60-0359	FLIPPER ACW	1
5	60-2247	CAM VN-1 LOCK	1
6	61-2260	CABINET, GOLD LINE VN-1	1
7	63-5014	LOCK INSERT, VN-1 LOCK	1
8	63-5055	ROD, VN-1 LOCK	1
9	63-5131	FACE PANEL, 3RD PARTY	1
	63-5130	FACE PANEL, HAMILTON	1
10	90-0148	SCREW, #10-24 X 3/8	2
11	90-0316	NUT, #8-32 HEX	7
12	90-0331	NUT, #1/4-20 HEX	4
13	90-0428	WASHER, #10 FLAT	4
14	90-0429	WASHER, #1/4 FLAT	4
15	90-0517	BALL STUD #8-32 X 5/8	7
16	90-9080	COTTER PIN	2

Cabinet Assembly Part Diagram

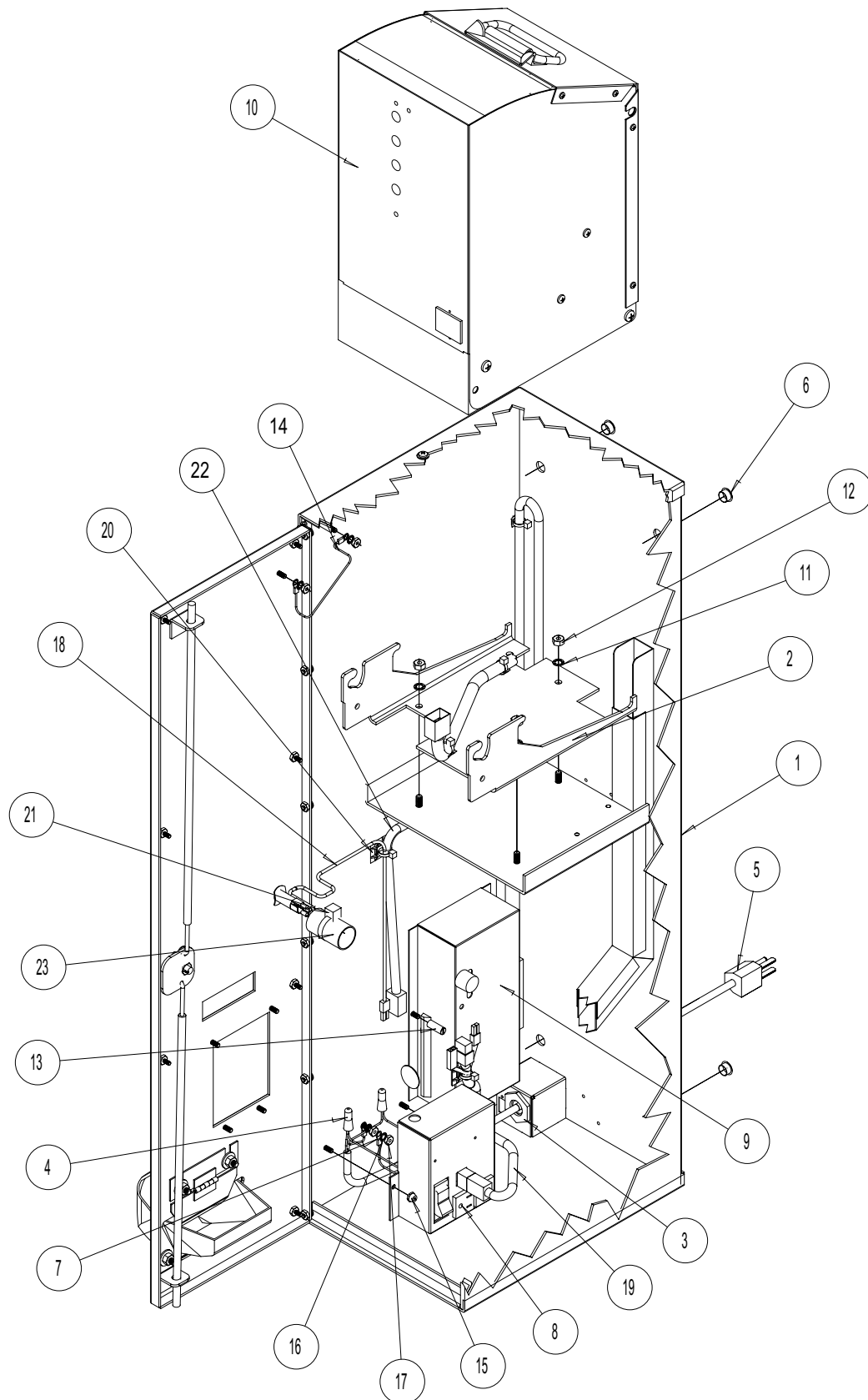


Internal Parts List

See page 9 for the corresponding diagram.

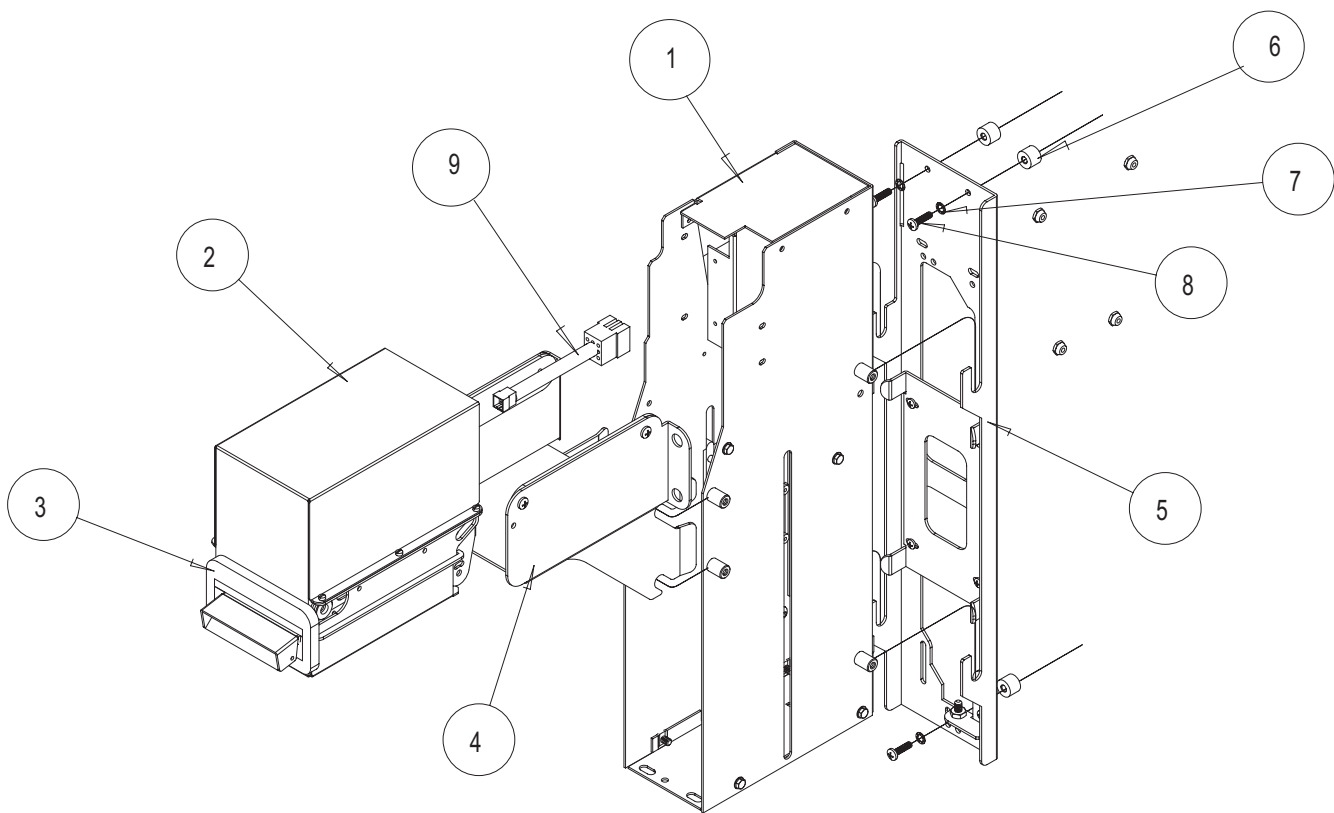
ITEM #	PART #	DESCRIPTION	QTY.
1	61-2263	GL-VN-1 CABINET PREP ASSEMBLY 3RD PARTY	1
	61-2264	GL-VN-1 CABINET PREP ASSEMBLY HAMILTON	1
2	11-0033	HOPPER SUPPORT	1
3	47-0029	CONNECTOR CONDUIT	1
4	47-0200	WIRE NUT, YELLOW	2
5	47-0217	LINE CORD VENDING	1
6	47-0241	PLUG, PLASTIC HOLE COVER	4
7	47-0269	RING TERMINAL	2
8	49-1022CLR	POWER BOX	1
9	49-2004A	AUDIT PRO CONTROLLER	1
	49-2000R	C-2000 CONTROLLER	1
10	11-0100F	HOPPER, GOLDEN DOLLAR	1
	11-0100E	HOPPER, 1-1/8 TOKEN	1
	11-0100D	HOPPER, .80 TOKEN	1
	11-0100C	HOPPER, S.B.A.	1
	11-0100B	HOPPER, DIME	1
	11-0100A	HOPPER, NICKEL	1
	11-0100	HOPPER, QUARTER	1
11	90-0403	WASHER, #1/4 INTERNAL LOCK	3
12	90-0331	NUT #1/4-20 HEX	3
13	90-9078	NUT, COUPLING #10-24 X 3/4"	1
14	48-0051B	HARNESS GROUND SHORT	1
15	90-0302	NUT, #10-24 NYLON LOCK	4
16	90-0612	WASHER, #10 INTERNAL LOCK	6
17	90-0301	NUT, #10-24 HEX	4
18	48-0090B	HARNESS, EMPTY SHORT	1
19	48-0080	HARNESS, POWER BOX EXTENSION	1
20	47-0232	CLAMP CABLE PANDUIT	6
21	47-0275	CABLE TIES 6"	7
22	48-1005	HARNESS, 1 HOPPER	1
23	47-0261	SLEEVING BLACK 1/2"	0.4

Internal Parts Diagram



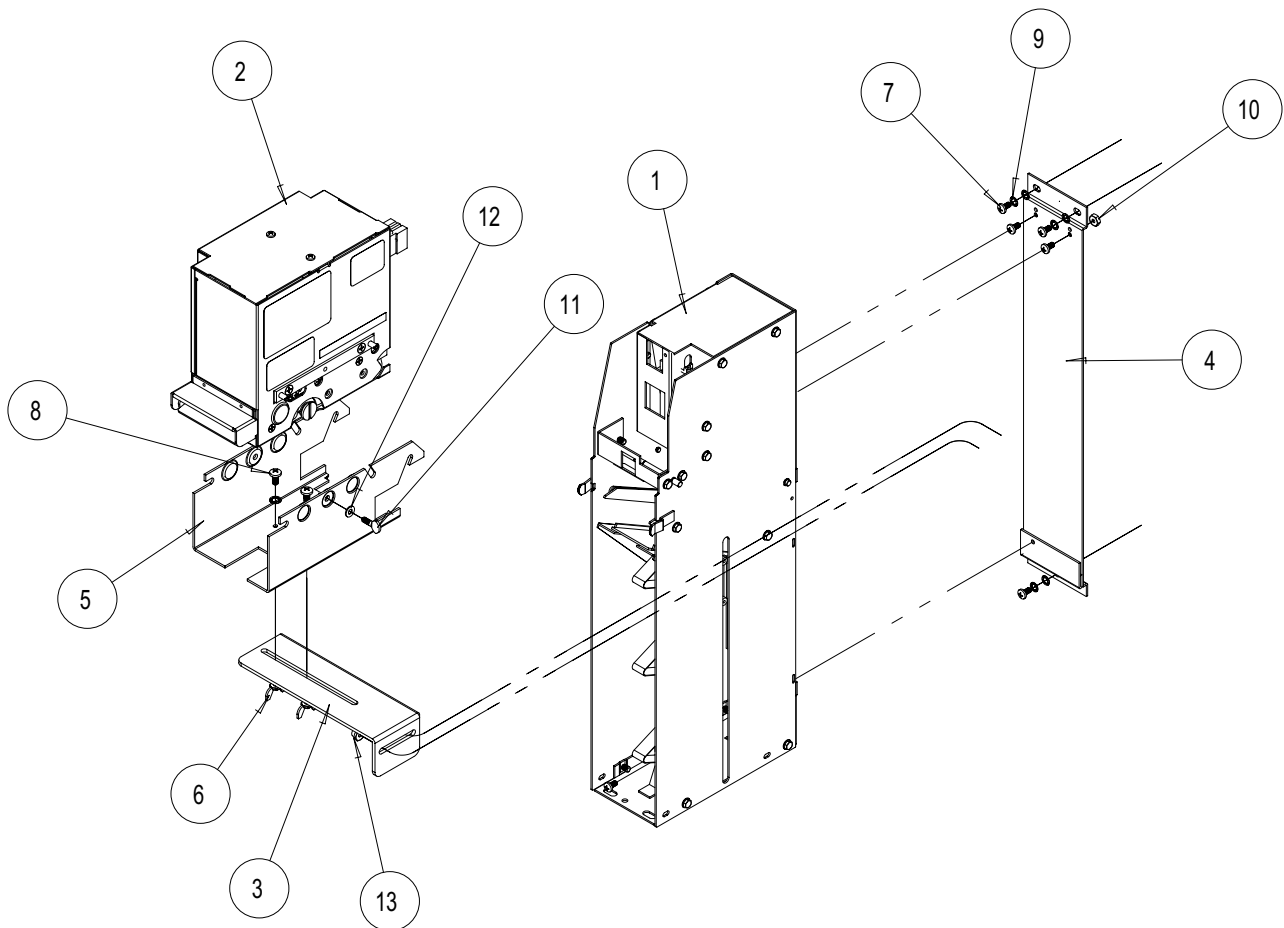
Adding an STA Validator

ITEM #	PART #	DESCRIPTION	QTY.
1	37-0000	STA STACKER	1
2	99-0000	STA VALIDATOR	1
3	99-0049	STA SEAL	1
4	37-0055A	FRONT LOAD VALIDATOR BRACKET ASSM.	1
5	37-0020A	STACKER HANGER ASSM.	1
6	37-0058	SPACER TALL	3
7	90-0611	WASHER, #8 INTERNAL LOCK	3
8	90-0145	SCREW, #8-32 X 5/8" PH	3
9	99-8522	HARNESS, STA ADAPTER	1



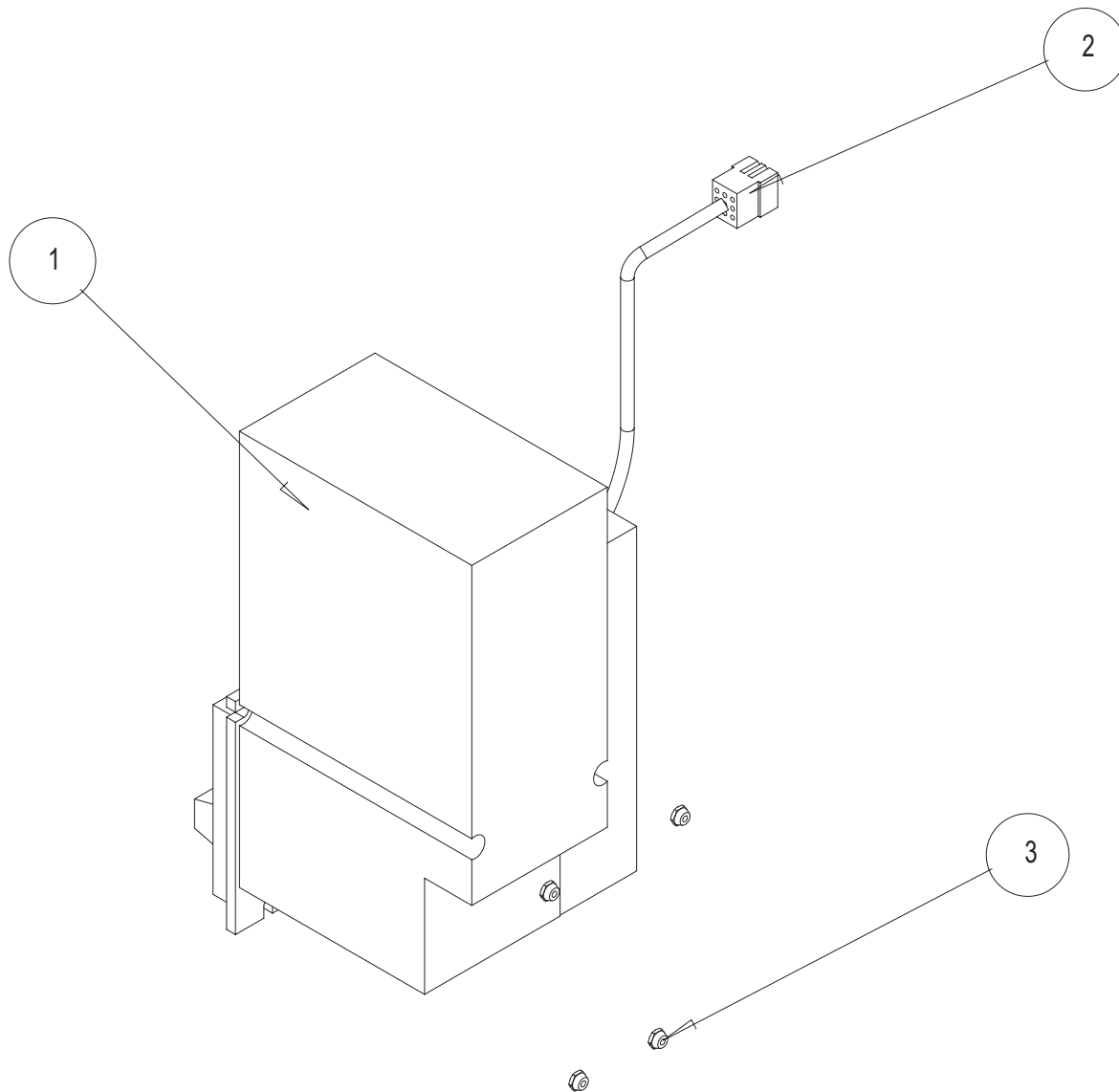
Adding an XE Validator

ITEM #	PART #	DESCRIPTION	QTY.
1	36-0036	SINGLE STACKER	1
	35-0100	DUAL STACKER	1
2	46-4000	XE VALIDATOR	1
3	60-0116	SUPPORT BRACKET	1
4	60-0115	VALIDATOR BRACKET	1
5	60-0107	FRONT LOAD STACKER BRACKET	1
	60-0118	FRONT LOAD DUAL STACKER BRACKET	1
6	90-0327	NUT, #10-24 WING	2
7	90-0143	SCREW, #8-32 X 5/16" PH	6
8	90-0148	SCREW, #10-24 X 3/8" PH	2
9	90-0611	WASHER, #8 INTERNAL LOCK	6
10	90-0319	NUT, #8-32 HEX	2
11	90-0248	THUMB SCREW, #8-32 X 3/8"	1
12	90-0416	WASHER, #8 BRASS	1
13	90-0302	NUT, #10-24 NYLON LOCK	4



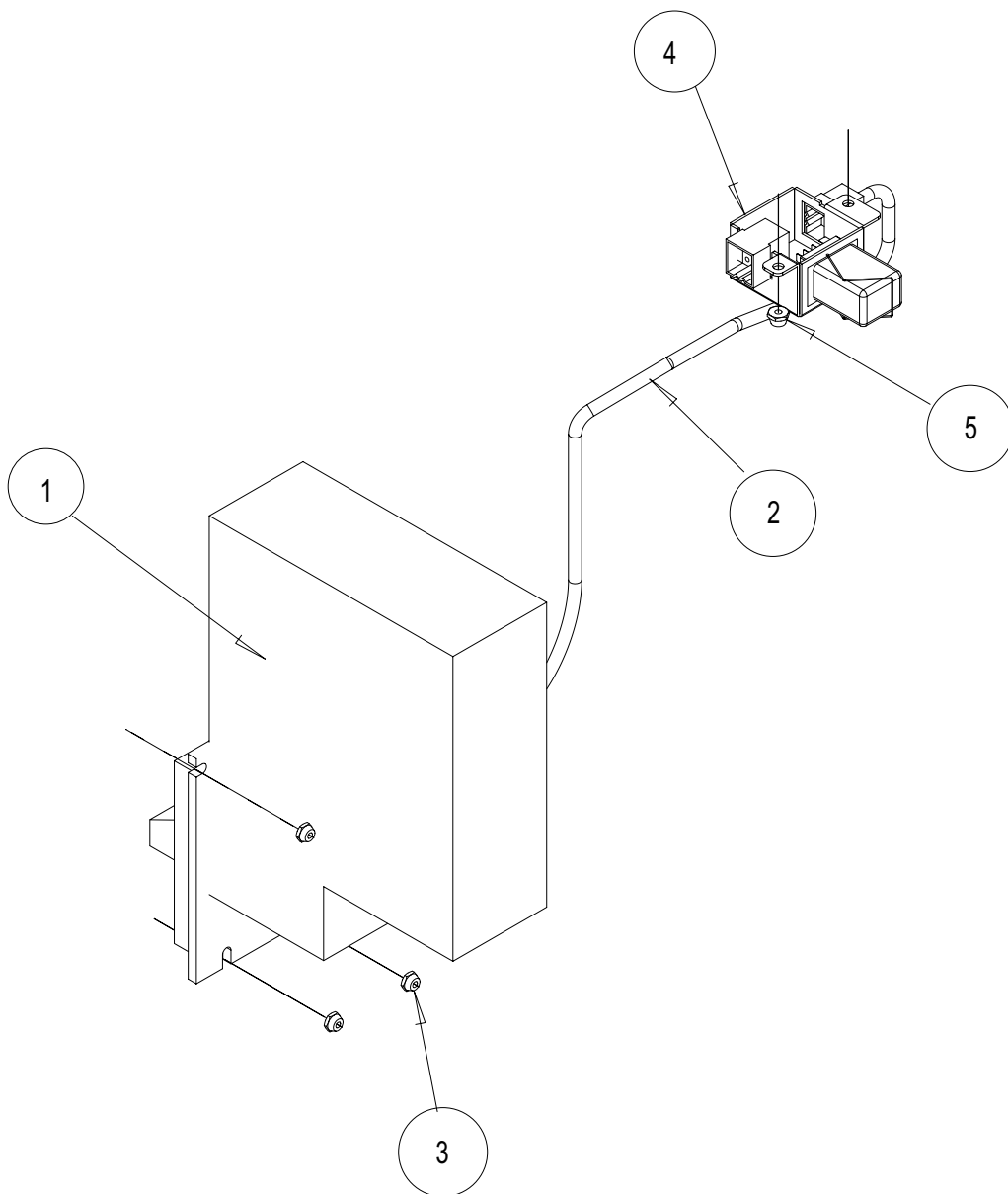
Adding a Coinco® Validator

ITEM #	PART #	DESCRIPTION	QTY.
1	46-0167	COINCO 110V VALIDATOR	1
2	48-3011	HARNESS, M-LINE COINCO ADAPTER	1
3	90-9053	NUT, #8-32 NYLON LOCK	4



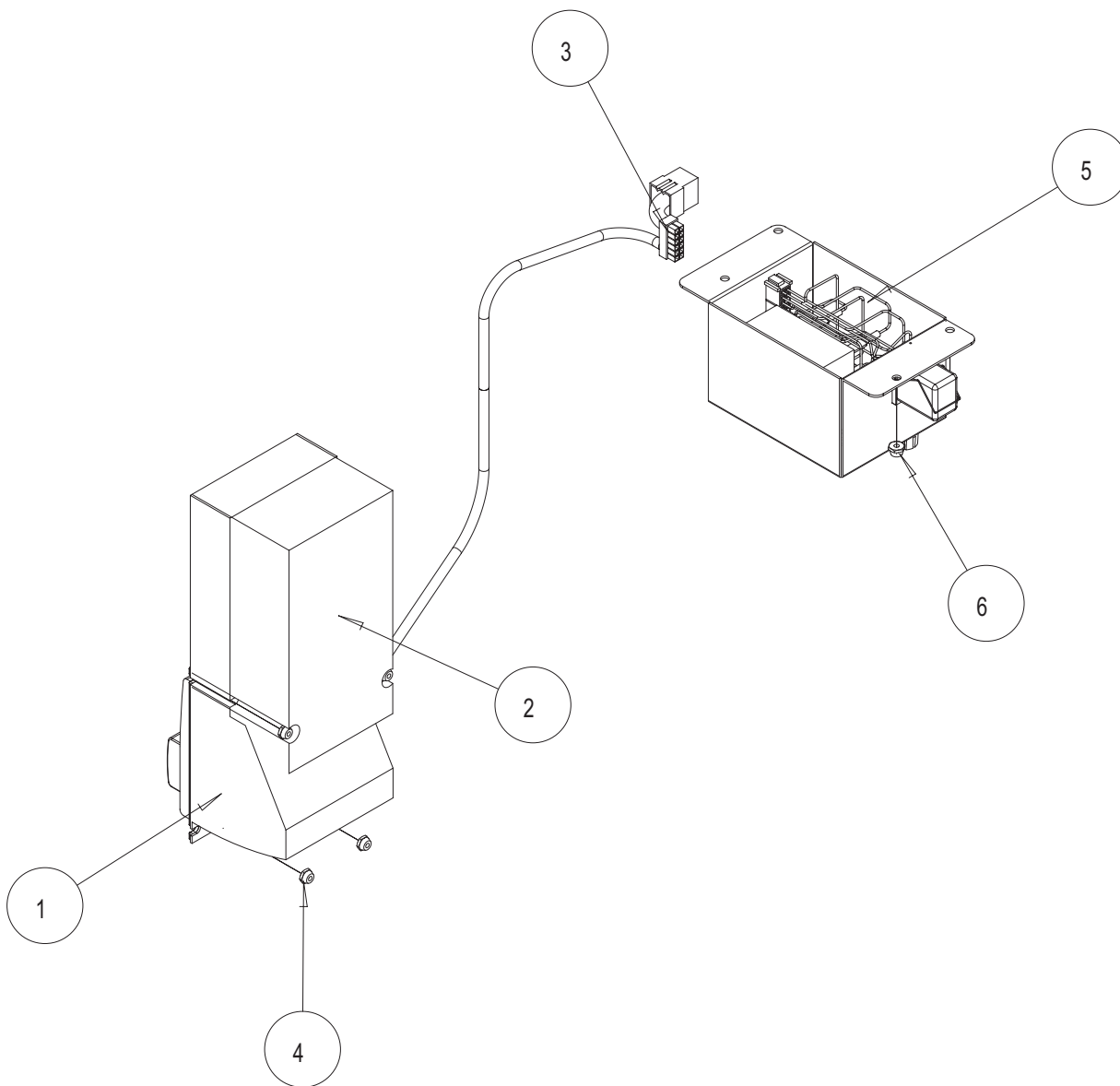
Adding a Mars® Validator

ITEM #	PART #	DESCRIPTION	QTY.
1	46-0200	MARS 110V VALIDTOR	1
2	48-3012	HARNESS, M-LINE MARS ADAPTER	1
3	90-9053	NUT, #8-32 NYLON LOCK	4
4	60-2056A	MARS INHIBIT RELAY ASSM.	1
5	90-0302	NUT, #10-24 NYLON LOCK	2



Adding a Cashcode® Validator

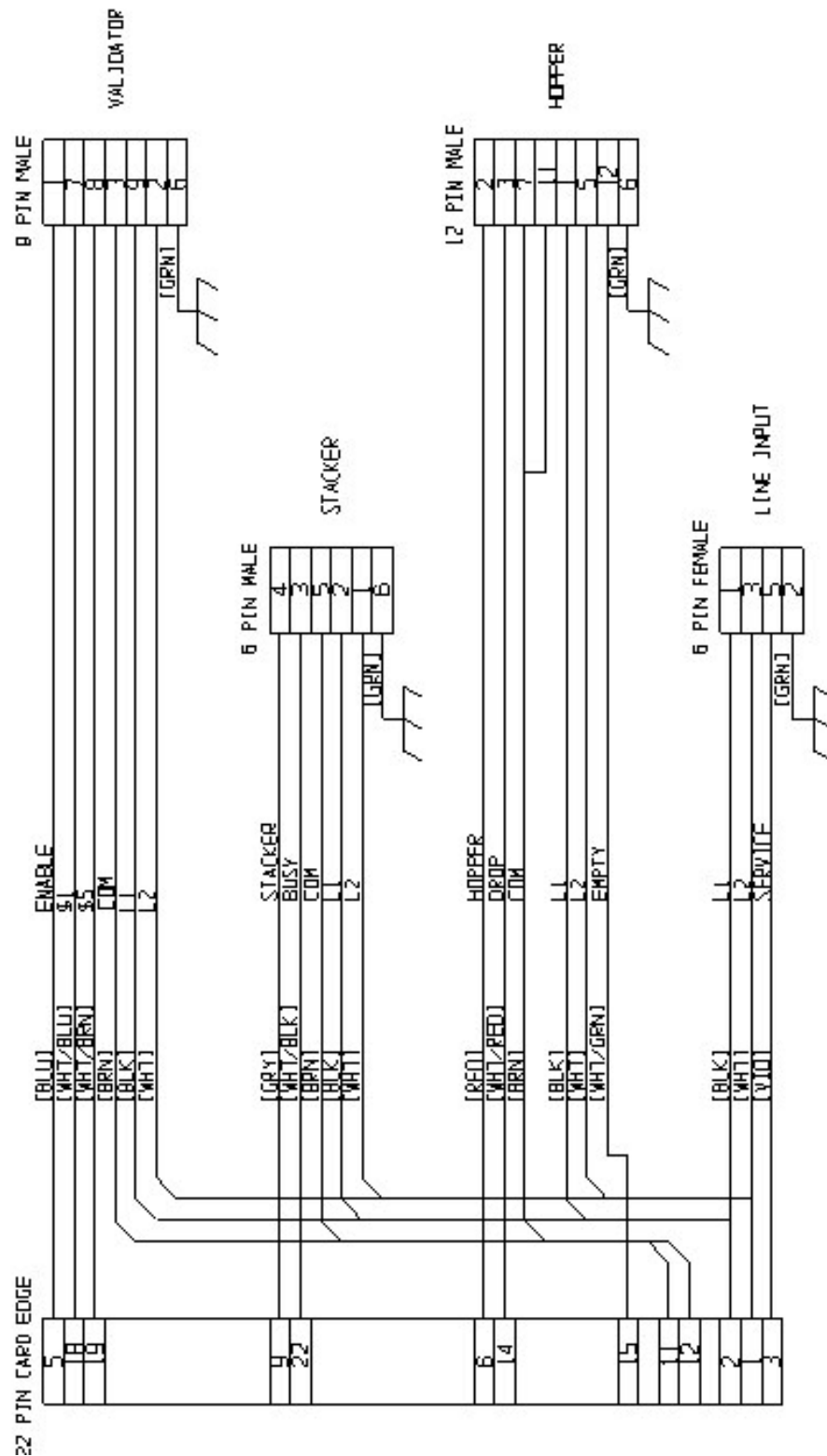
ITEM #	PART #	DESCRIPTION	QTY.
1	46-0204	VALIDTOR, CASHCODE CANADA 110V	1
	46-0206	VALIDATOR, CASHCODE US 110V	1
	46-0208	VALIDATOR, CASHCODE AUSTRALIA 110V	1
2	46-0205	BILL BOX CANADA	1
	46-0207	BILL BOX US/AUSTRALIA	1
3	48-3141	HARNESS, CASHCODE ADAPTER	1
4	90-9053	NUT, #8-32 NYLON LOCK	4
5	05-0010	CASHCODE TRANSFORMER/RELAY ASSM.	1
6	90-0302	NUT, #10-24 NYLON LOCK	4



APPENDIX A

1-H HARNESS

PART # 48-1005



LIMITED WARRANTY AGREEMENT OF HAMILTON MANUFACTURING CORP.

Hamilton Manufacturing Corp., an Ohio Corporation, ("Seller") warrants to Purchaser that all new equipment shall be free from defects in material and factory workmanship for a period of one (1) year from the original shipping date. Hamilton Manufacturing Corp. further warrants if any part of said new equipment in Seller's sole opinion, requires replacement or repair due to a defect in material or factory workmanship during said period, Seller will repair or replace said new equipment. Purchaser's remedies and the liabilities and obligations of Seller herein shall be limited to repair or replacement of the equipment as Seller may choose, and Seller's obligation to remedy such defects shall not exceed the Purchaser's original cost for the equipment. Purchaser EXPRESSLY AGREES this is the EXCLUSIVE REMEDY under this warranty. There are no other express or implied warranties which extend beyond the face hereof. All warranty repair service must be performed by either a Factory Trained Service Representative or **HAMILTON MANUFACTURING CORP., 1026 Hamilton Drive, Holland, Ohio 43528 PHONE (419) 867-4858 or (800) 837-5561, FAX (419) 867-4867.**

The limited warranty for new equipment is conditioned upon the following:

1. The subject equipment has not, in the Seller's sole opinion, been subjected to: accident, abuse, misuse, vandalism, civil disobedience, riots, acts of God, natural disaster, acts of war or terrorism.
2. The Seller shall not be liable for any expense incurred by Purchaser incidental to the repair or replacement of equipment and Purchaser shall assume full responsibility for any freight or shipping charges.
3. The coverage of this warranty shall not extend to expendable parts.
4. Purchaser shall have a warranty registration card on file with Seller prior to any claim in order for warranty protection to apply.
5. No warranty coverage is applicable to any equipment used for currency other than that specified at the time of the purchase.
6. Seller expressly disclaims any warranty that counterfeit currency will not activate said equipment.
7. Seller expressly disclaims any warranty for any losses due to bill manipulation or theft or loss of cash under any circumstances.
8. Use of the equipment for anything other than its intended and designed use will void the Limited Warranty Agreement. Use of equipment for anything other than its intended and designed use includes, but is not limited to, downloading software/applications not certified by Seller such as e-mail, spyware, screen savers, viruses, worms, third party software, web search engines, cookies, spam, desktop applications, games, web surfing, etc.

Seller further warrants all repair or service work performed by a factory trained representative or Hamilton Manufacturing Corp. for a period of ninety (90) days from the date the repair or service work was performed. Purchaser's remedies and the liabilities and obligations of Seller herein shall be limited to repair or replacement of equipment as Seller may choose, and Seller's obligation to remedy such defects shall not exceed the Purchaser's depreciated value of the equipment. Purchaser EXPRESSLY AGREES this is an EXCLUSIVE REMEDY under this warranty. There are no other express or implied warranties on repair or service work performed by a factory trained representative or Hamilton Manufacturing Corp. which extend beyond the face hereof.

The limited warranty for repair and service work is conditioned upon the following:

1. The subject equipment has not, in the Seller's sole opinion, been subjected to: accident, abuse, misuse, vandalism, civil disobedience, riots, acts of God, natural disaster, acts of war or terrorism.
2. The Seller shall not be liable for any expense incurred by Purchaser incidental to the repair or replacement of equipment and Purchaser shall assume full responsibility for any freight or shipping charges.
3. The coverage of this warranty shall not extend to expendable parts.
4. Purchaser shall have a warranty registration card on file with Seller prior to any claim in order for warranty protection to apply.
5. No warranty coverage is applicable to any equipment used for currency other than that specified at the time of the purchase.
6. Seller expressly disclaims any warranty that counterfeit currency will not activate said equipment.
7. Seller expressly disclaims any warranty for any losses due to bill manipulation or theft or loss of cash under any circumstances.
8. No person or entity other than a factory trained representative or Hamilton Manufacturing Corp. has performed or attempted to perform the subject repair or service.
9. Using equipment which has been serviced or repaired for anything other than its intended or designed use such as downloading software applications not certified by Seller will void the Limited Warranty Agreement. This includes software/applications such as e-mail, spyware, screen savers, viruses, worms, third party software, web search engines, cookies, spam, desktop applications, games, web surfing, etc.

THIS AGREEMENT IS MADE WITH THE EXPRESS UNDERSTANDING THAT THERE ARE NO IMPLIED WARRANTIES THAT THE EQUIPMENT SHALL BE MERCHANTABLE, OR THAT THE GOODS SHALL BE FIT FOR ANY PARTICULAR PURPOSE. PURCHASER HEREBY ACKNOWLEDGES THAT IT IS NOT RELYING ON THE SELLER'S SKILL OR JUDGMENT TO SELECT OR FURNISH EQUIPMENT SUITABLE FOR ANY PARTICULAR PURPOSE AND THAT THERE ARE NO WARRANTIES WHICH EXTEND BEYOND THAT WHICH IS DESCRIBED HEREIN.

The Purchaser agrees that in no event will the Seller be liable for direct, indirect, or consequential damages or for injury resulting from any defective or non-conforming new, repaired or serviced equipment, or for any loss, damage or expense of any kind, including loss of profits, business interruption, loss of business information or other pecuniary loss arising in connection with this Limited Warranty Agreement, or with the use of, or inability to use the subject equipment regardless of Sellers knowledge of the possibility of the same.

Hamilton Manufacturing Corporation

1026 Hamilton Drive
Holland, OH 43528

Sales Phone: (888) 723-4858 **Sales Fax:** (419) 867-4850
Customer Service Phone: (800) 837-5561 **Customer Service Fax:** (419) 867-4857
Parts Phone: (866) 835-1721 **Parts Fax:** (419) 867-4867

Website: <http://www.hamiltonmfg.com>

Email Addresses:

service@hamiltonmfg.com

sales@hamiltonmfg.com

parts@hamiltonmfg.com